


2024

Statewide Idaho Annual Juvenile Justice Report



Prepared by the Idaho Department of Juvenile Corrections

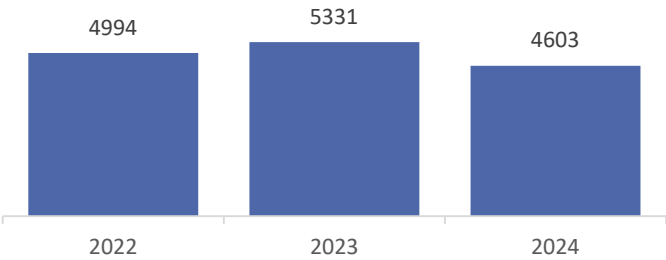


Photo by: Stace Gearhart

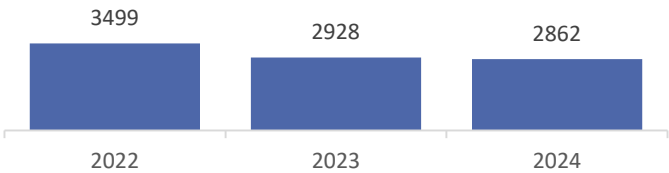
Youth Arrests

This page reflects a breakdown of arrests and petitions for the past three years and the type of charge.

Youth Arrests

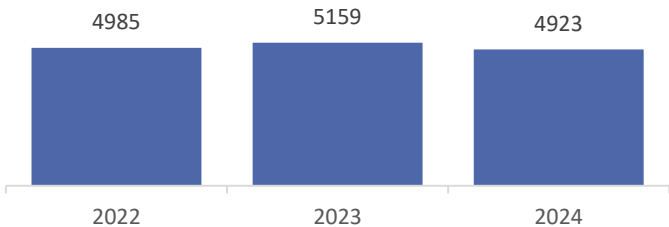


Detention Admissions



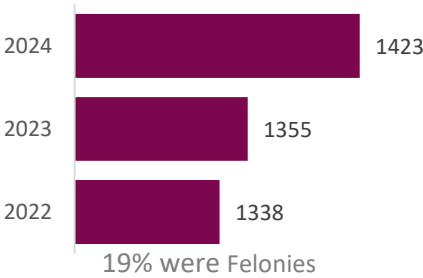
Admissions into an Idaho Detention Facility, excluding IDJC holds and out of state youth

Youth Petitions



7,562 charges were filed Statewide in 2024. Here is a breakdown of those charges:

Felony



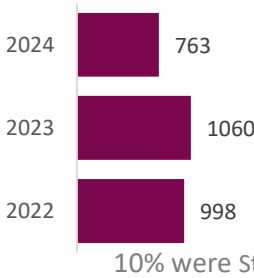
19% were Felonies

Misdemeanor



71% were Misdemeanors

Status Offenses



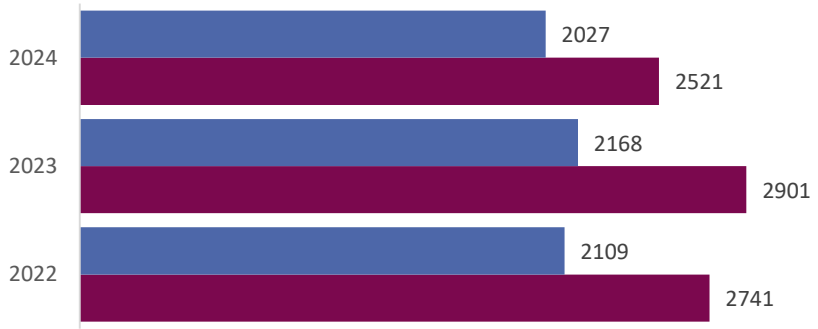
10% were Status Offenses



Probation and Diversion

Here you see a comparison of Releases vs. Intakes and the success rate of each program

Probation **Intakes** vs. **Releases**



Diversion **Intakes** vs. **Releases**



Probation Success Rate



Diversion Success Rate

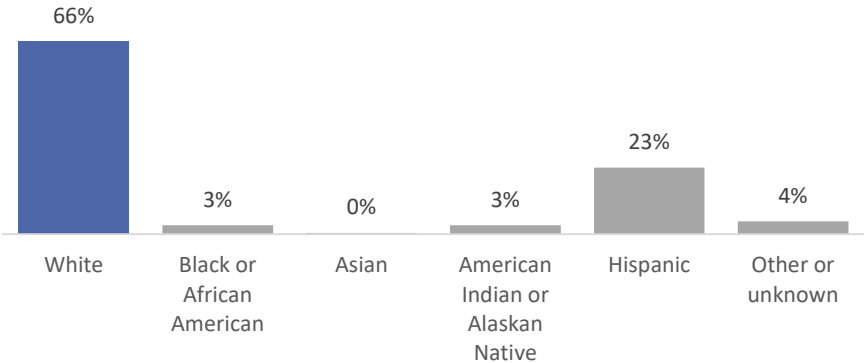


Intake

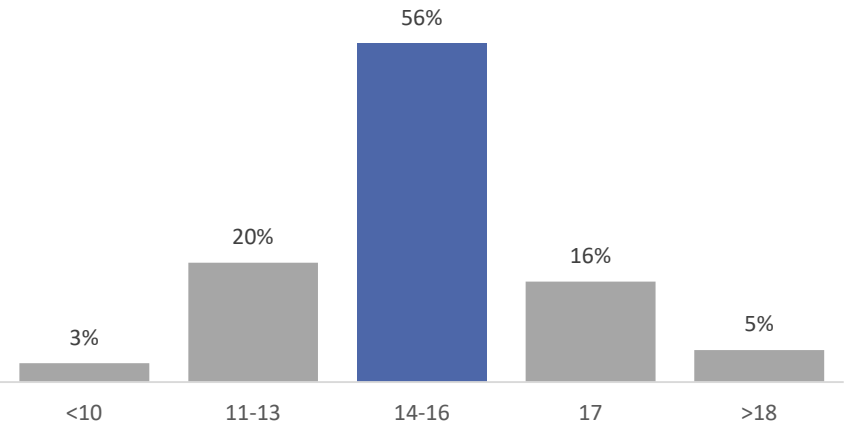
This is an overview of the area’s average youth offender

The average youth offender Statewide in 2024 was a 14-16 year old white male

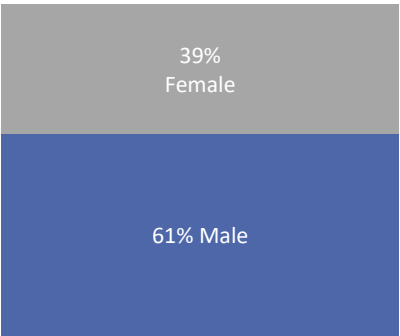
Race at Point of Intake



Age at Point of Intake



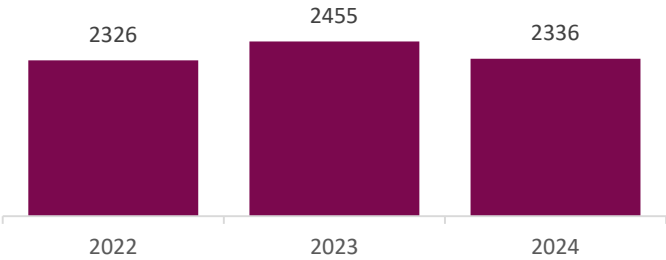
Gender at Point of Intake



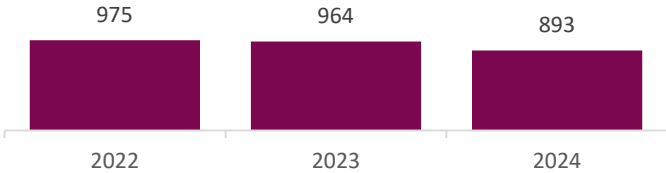
September 30th Snapshot

This is a one day snapshot of youth on Probation, Diversion, and in IDJC Custody on the same day over the past three years

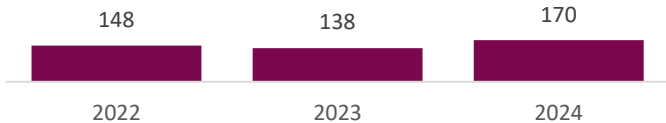
Youth on Probation



Youth on Diversion



Youth in IDJC Custody



Youth work to address harm they have caused through restorative practices

41,503

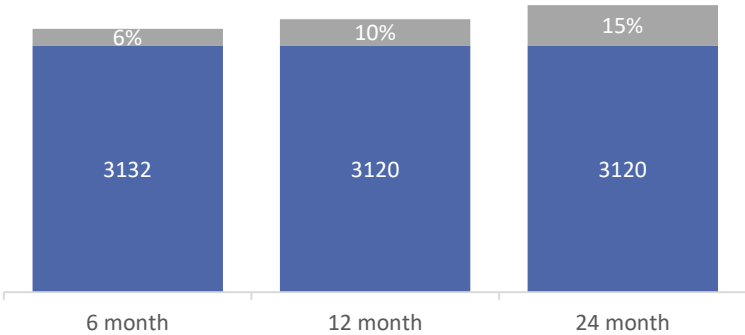
Hours of community service completed

\$ 292,190

Paid directly to victims

*Data received from the Idaho Supreme Court 10/1/2024

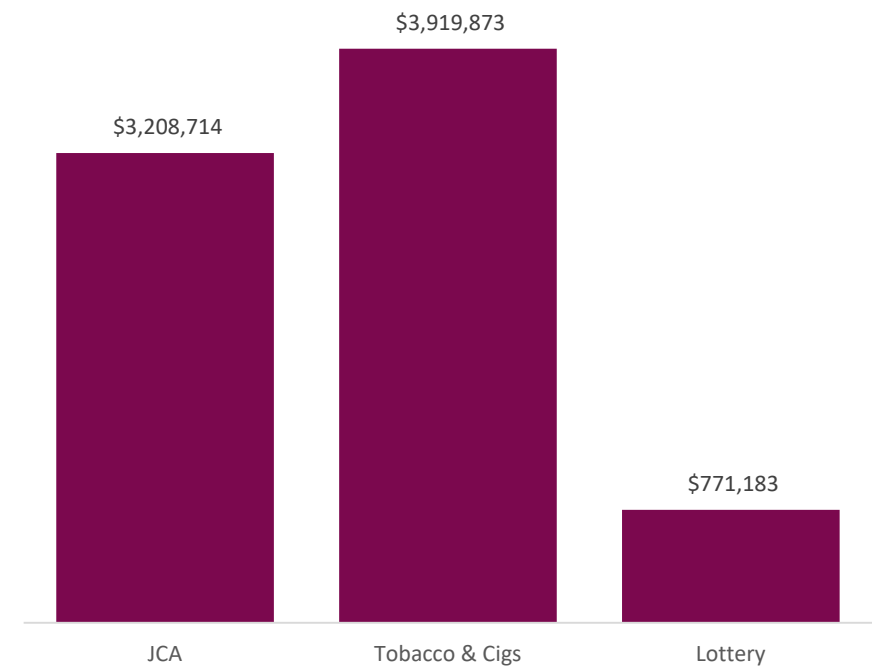
The percentage of youth who recidivated at 6, 12, and 24 months



State Funds

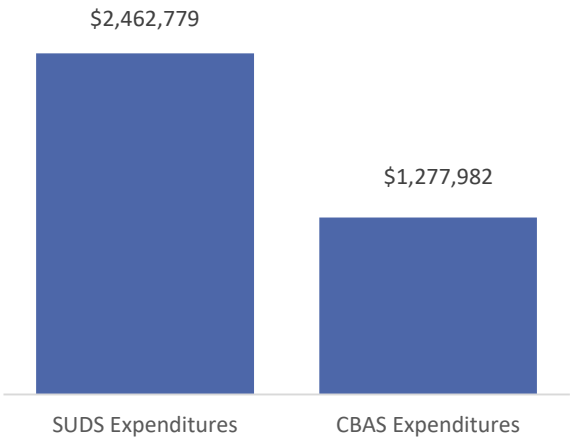
Here you can see funds received from the Legislature, funds spent on juvenile treatment in the community, and the percentage of the juvenile justice budget these state funds make up

Legislative Pass Through Funds



IDJC is not responsible for the calculation of lottery funds. Information pertaining to lottery funds is obtained via the Idaho Tax Commission.

State Behavioral Health Funds Spent on Juvenile Treatment in the Community



861+ youth served 440 youth served
98% of youth accessing Behavioral Health Funds statewide were not committed or recommitted to IDJC custody

Juvenile Justice Budget - % of State Funding

