

# 2020 Statewide Annual Juvenile Justice Report



Prepared by the Idaho Department of Juvenile Corrections

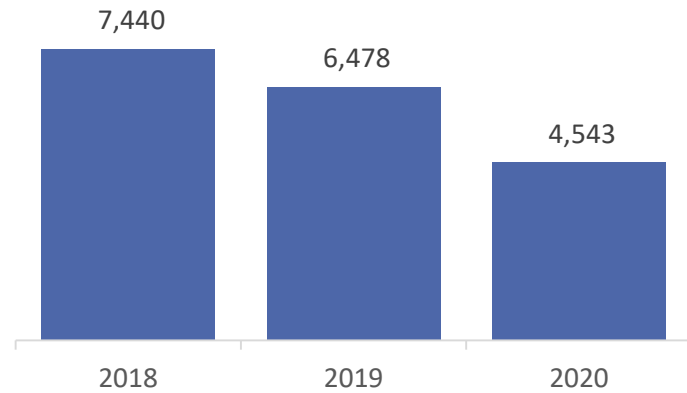


*Photograph By Renee Waite*

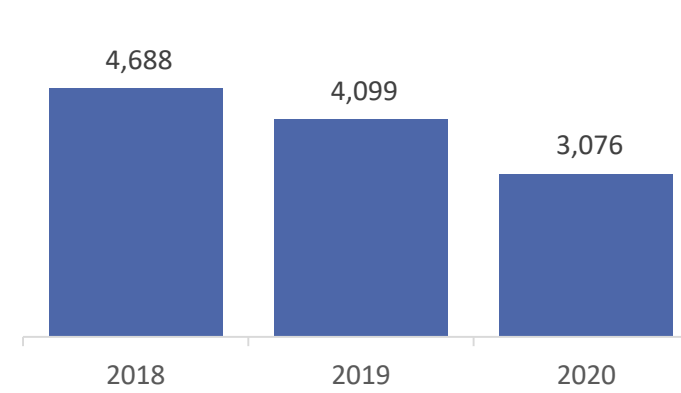
# Juvenile Arrests

This page reflects a breakdown of arrests and petitions for the past three years and the type of charge.

Juvenile Arrests

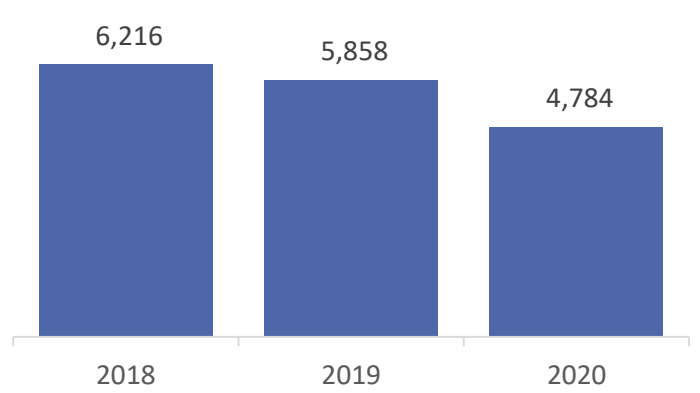


Detention Admissions



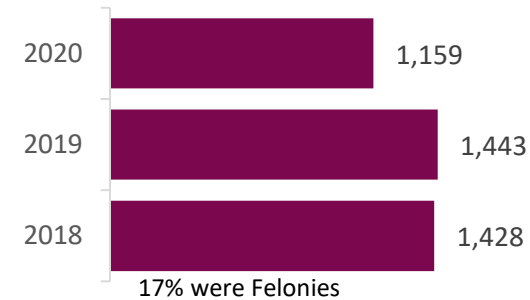
Admissions into an Idaho detention facility, excluding IDJC holds and out of state youth.

Petitions Filed



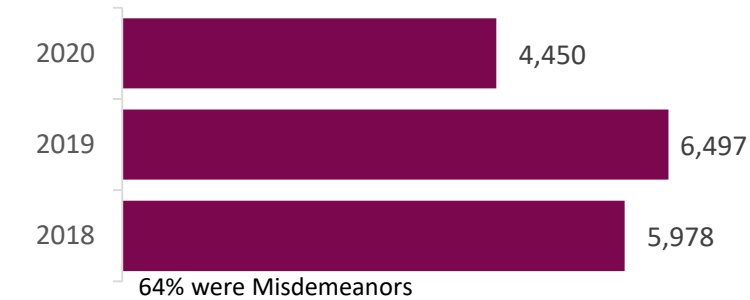
**6,901 charges were filed Statewide in 2020. Here is a breakdown of those charges:**

Felony



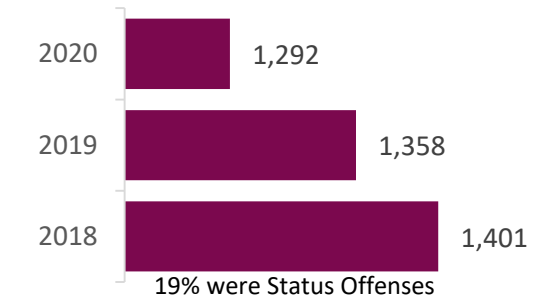
17% were Felonies

Misdemeanor



64% were Misdemeanors

Status Offense



19% were Status Offenses





# Probation and Diversion

Here you see a comparison of Releases vs. Intakes and the success rate of each program

Probation Releases vs. Intakes



Diversion Releases vs. Intakes



Probation Success Rate



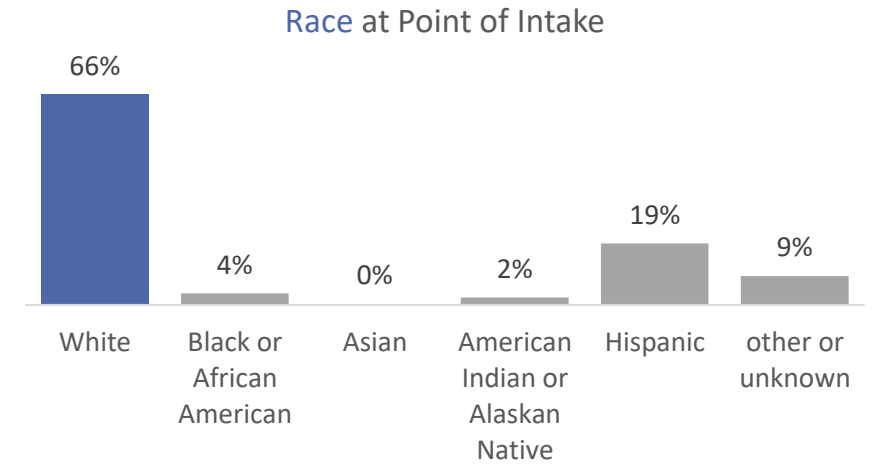
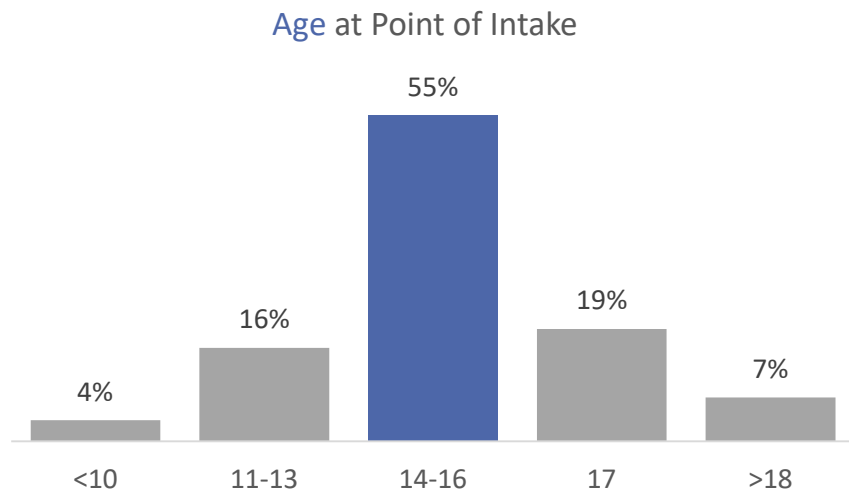
Diversion Success Rate



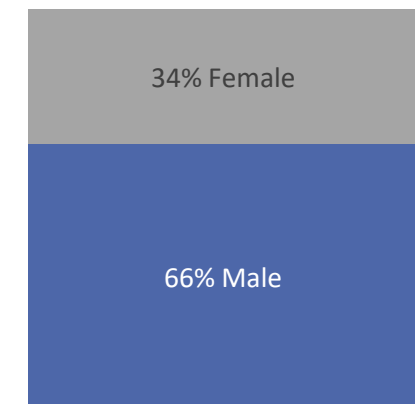
# Intake

This is an overview of the area's average juvenile offender

The average juvenile offender Statewide in 2020 was a 14-16 year old white male



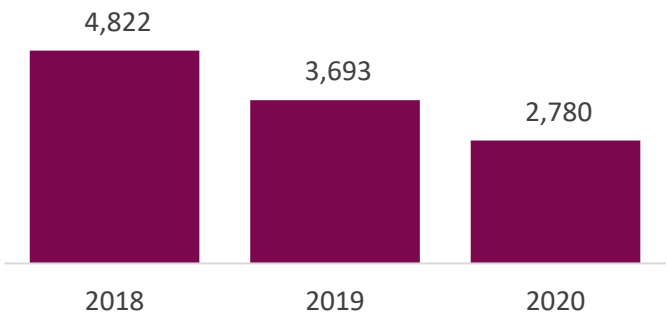
Gender at Point of Intake



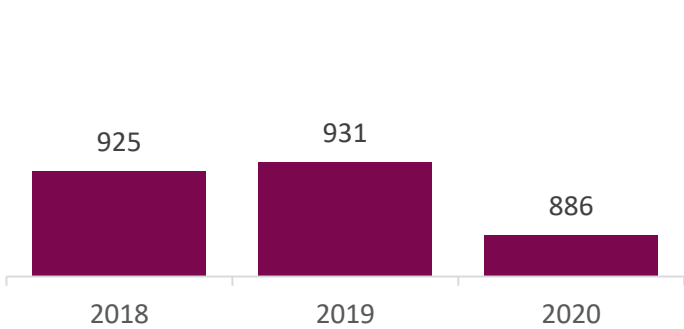
# September 30<sup>th</sup> Snapshot

This is a one day snapshot of juveniles on Probation, Diversion, and in IDJC Custody on the same day over the past three years

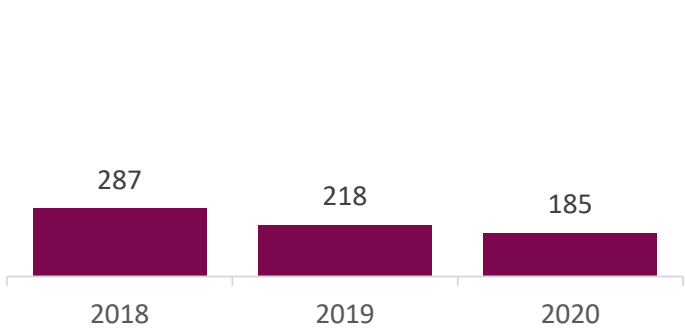
Juveniles on Probation



Juveniles on Diversion



Juveniles in IDJC Custody



Offenders work to address harm they have caused through restorative practices

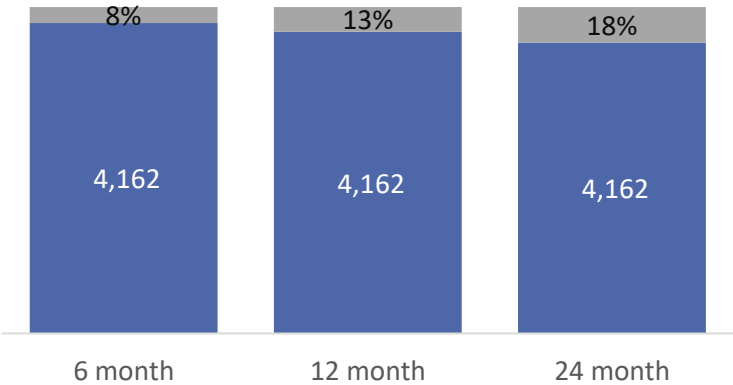
47,789

Hours of community service completed

\$437,171

Paid directly to victims

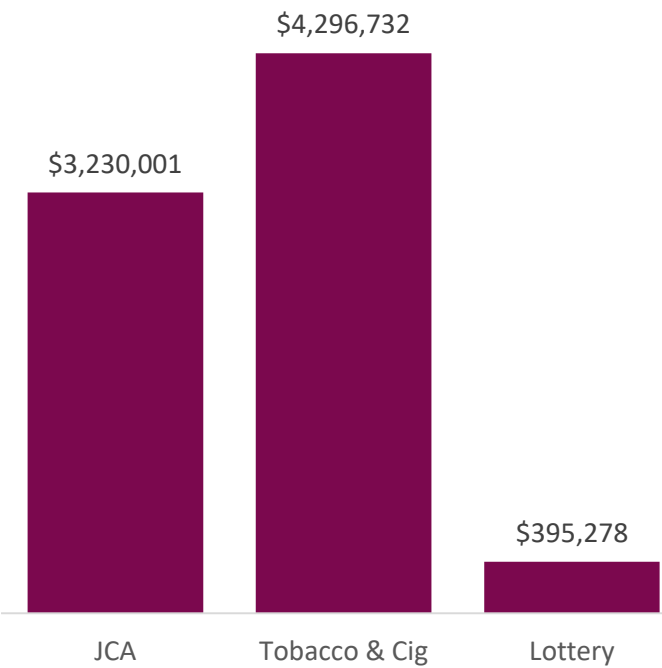
The rate of youth who recidivated at 6, 12, 24 months out of a total of 4,162 youth



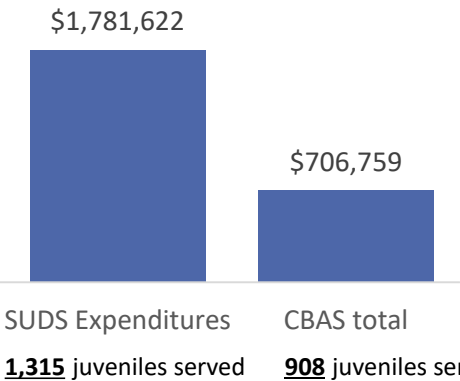
# State Funds

Here you can see funds received from the Legislature, funds spent on juvenile treatment in the community, and the percentage of the juvenile justice budget these state funds make up

Legislative Pass Through Funds



State Behavioral Health Funds Spent on Juvenile Treatment in the Community



**1,315** juveniles served    **908** juveniles served

96% of youth accessing behavioral health funds were not committed or recommitted to IDJC custody

Juvenile Justice Budget - % of State Funding

